


Portimao Moto2™ & Moto3™ Official Test
Day 1 Session 3
Classification

10

	Rider	Nation	Team	Motorcycle	Time	Lap Total	Gap	Top Speed
1	5 Jaume MASIA	SPA	Leopard Racing	HONDA	1'48.416	20 20		234.2
2	55 Romano FENATI	ITA	Rivacold Snipers Team	HONDA	1'48.454	20 21	0.038 0.038	230.7
3	24 Tatsuki SUZUKI	JPN	Leopard Racing	HONDA	1'48.658	19 20	0.242 0.204	243.7
4	54 Riccardo ROSSI	ITA	SIC58 Squadra Corse	HONDA	1'48.776	22 24	0.360 0.118	232.2
5	96 Daniel HOLGADO	SPA	Red Bull KTM Tech3	KTM	1'48.808	16 25	0.392 0.032	234.2
6	66 Joel KELSO	AUS	CFMoto Racing PruestelGP	CFMOTO	1'48.842	7 22	0.426 0.034	235.8
7	71 Ayumu SASAKI	JPN	Liqui Moly Husqvarna Intact GP	HUSQVARNA	1'48.869	8 17	0.453 0.027	232.7
8	19 Scott OGDEN	GBR	VisionTrack Racing Team	HONDA	1'48.883	21 23	0.467 0.014	236.8
9	48 Ivan ORTOLÁ	SPA	Angeluss MTA Team	KTM	1'49.074	20 28	0.658 0.191	230.2
10	99 José Antonio RUEDA	SPA	Red Bull KTM Ajo	KTM	1'49.164	21 21	0.748 0.090	239.4
11	44 David MUÑOZ	SPA	BOE Motorsports	KTM	1'49.201	21 22	0.785 0.037	234.7
12	53 Deniz ÖNCÜ	TUR	Red Bull KTM Ajo	KTM	1'49.239	18 25	0.823 0.038	233.2
13	80 David ALONSO	COL	GASGAS Aspar Team	GASGAS	1'49.277	28 29	0.861 0.038	233.7
14	10 Diogo MOREIRA	BRA	MT Helmets - MSI	KTM	1'49.351	20 21	0.935 0.074	240.5
15	7 Filippo FARIOLI	ITA	Red Bull KTM Tech3	KTM	1'49.389	20 22	0.973 0.038	231.7
16	18 Matteo BERTELLE	ITA	Rivacold Snipers Team	HONDA	1'49.447	23 23	1.031 0.058	228.3
17	70 Joshua WHATLEY	GBR	VisionTrack Racing Team	HONDA	1'49.473	20 22	1.057 0.026	236.3
18	38 David SALVADOR	SPA	CIP Green Power	KTM	1'49.490	17 22	1.074 0.017	232.2
19	63 Syarifuddin AZMAN	MAL	MT Helmets - MSI	KTM	1'49.552	21 22	1.136 0.062	237.3
20	43 Xavier ARTIGAS	SPA	CFMoto Racing PruestelGP	CFMOTO	1'49.610	6 25	1.194 0.058	235.8
21	27 Kaito TOBA	JPN	SIC58 Squadra Corse	HONDA	1'49.613	28 28	1.197 0.003	233.2
22	6 Ryusei YAMANAKA	JPN	GASGAS Aspar Team	GASGAS	1'49.785	23 23	1.369 0.172	232.2
23	64 Mario AJI	INA	Honda Team Asia	HONDA	1'49.935	16 24	1.519 0.150	234.2
24	95 Collin VEIJER	NED	Liqui Moly Husqvarna Intact GP	HUSQVARNA	1'49.987	26 26	1.571 0.052	227.8
25	82 Stefano NEPA	ITA	Angeluss MTA Team	KTM	1'50.082	19 21	1.666 0.095	233.7
26	20 Lorenzo FELLON	FRA	CIP Green Power	KTM	1'50.739	19 19	2.323 0.657	229.2
27	72 Taiyo FURUSATO	JPN	Honda Team Asia	HONDA	1'50.903	16 26	2.487 0.164	232.2
28	22 Ana CARRASCO	SPA	BOE Motorsports	KTM	1'51.070	21 21	2.654 0.167	231.2

Practice condition: Dry

Fastest Lap:	Lap: 20	Jaume MASIA	1'48.416	152.4 Km/h
Best Race Lap:	2021	Gabriel RODRIGO	1'47.610	153.6 Km/h
All Time Lap Record:	2021	Sergio GARCIA	1'47.274	154.1 Km/h

The results are provisional until the end of the limit for protest and appeals.

Time limit for protest expires 30' after publication of the results - Time:


These data/results cannot be reproduced, stored and/or transmitted in whole or in part by any manner of electronic, mechanical, photocopying, recording, broadcasting or otherwise now known or herein after developed without the previous express consent by the copyright owner, except for reproduction in daily press and regular printed publications on sale to the public within 60 days of the event related to those data/results and always provided that copyright symbol appears together as follows below.

© DORNA, 2023



Portimao Moto2™ & Moto3™ Official Test
Day 1 Session 3
Combined Free Practice Times

11

	Rider	Nation	Team	MOTORCYCLE	FP1	FP2	FP3	Gap				
1	5 J.MASIA	SPA	Leopard Racing	HONDA	1'51.451	7	1'48.998	20	1'48.416	20		
2	55 R.FENATI	ITA	Rivacold Snipers Team	HONDA	1'50.850	2	1'49.296	15	1'48.454	20	0.038	0.038
3	24 T.SUZUKI	JPN	Leopard Racing	HONDA	1'51.315	11	1'49.558	12	1'48.658	19	0.242	0.204
4	54 R.ROSSI	ITA	SIC58 Squadra Corse	HONDA	1'51.125	8	1'49.838	13	1'48.776	22	0.360	0.118
5	96 D.HOLGADO	SPA	Red Bull KTM Tech3	KTM	1'50.302	8	1'49.374	14	1'48.808	16	0.392	0.032
6	66 J.KELSO	AUS	CFMoto Racing PruestelGP	CFMOTO	1'50.300	9	1'50.325	18	1'48.842	7	0.426	0.034
7	71 A.SASAKI	JPN	Liqui Moly Husqvarna Intact GP	HUSQVARNA			1'49.777	16	1'48.869	8	0.453	0.027
8	19 S.OGDEN	GBR	VisionTrack Racing Team	HONDA	1'51.686	10	1'49.820	23	1'48.883	21	0.467	0.014
9	10 D.MOREIRA	BRA	MT Helmets - MSI	KTM	1'50.674	4	1'48.931	20	1'49.351	20	0.515	0.048
10	48 I.ORTOLÁ	SPA	Angeluss MTA Team	KTM	1'51.045	6	1'49.925	9	1'49.074	20	0.658	0.143
11	99 J.RUEDA	SPA	Red Bull KTM Ajo	KTM	1'51.243	7	1'49.335	14	1'49.164	21	0.748	0.090
12	44 D.MUÑOZ	SPA	BOE Motorsports	KTM	1'51.594	6	1'49.826	17	1'49.201	21	0.785	0.037
13	53 D.ÖNCÜ	TUR	Red Bull KTM Ajo	KTM	1'50.831	8	1'50.451	17	1'49.239	18	0.823	0.038
14	80 D.ALONSO	COL	GASGAS Aspar Team	GASGAS	1'52.187	7	1'49.715	22	1'49.277	28	0.861	0.038
15	7 F.FARIOLI	ITA	Red Bull KTM Tech3	KTM	1'51.410	15	1'50.466	25	1'49.389	20	0.973	0.112
16	18 M.BERTELLE	ITA	Rivacold Snipers Team	HONDA	1'52.048	10	1'50.824	21	1'49.447	23	1.031	0.058
17	70 J.WHATLEY	GBR	VisionTrack Racing Team	HONDA	1'52.502	13	1'51.061	24	1'49.473	20	1.057	0.026
18	38 D.SALVADOR	SPA	CIP Green Power	KTM	1'52.777	9	1'50.377	17	1'49.490	17	1.074	0.017
19	63 S.AZMAN	MAL	MT Helmets - MSI	KTM	1'52.068	6	1'50.909	18	1'49.552	21	1.136	0.062
20	43 X.ARTIGAS	SPA	CFMoto Racing PruestelGP	CFMOTO	1'51.299	8	1'50.114	18	1'49.610	6	1.194	0.058
21	27 K.TOBA	JPN	SIC58 Squadra Corse	HONDA	1'51.811	7	1'50.673	7	1'49.613	28	1.197	0.003
22	6 R.YAMANAKA	JPN	GASGAS Aspar Team	GASGAS	1'51.665	6	1'50.604	11	1'49.785	23	1.369	0.172
23	64 M.AJI	INA	Honda Team Asia	HONDA	1'52.539	9	1'51.049	17	1'49.935	16	1.519	0.150
24	95 C.VEIJER	NED	Liqui Moly Husqvarna Intact GP	HUSQVARNA	1'53.288	11	1'50.017	22	1'49.987	26	1.571	0.052
25	82 S.NEPA	ITA	Angeluss MTA Team	KTM	1'51.276	10	1'50.662	22	1'50.082	19	1.666	0.095
26	20 L.FELLON	FRA	CIP Green Power	KTM	1'53.105	12	1'51.869	16	1'50.739	19	2.323	0.657
27	72 T.FURUSATO	JPN	Honda Team Asia	HONDA	1'53.893	4	1'51.610	15	1'50.903	16	2.487	0.164
28	22 A.CARRASCO	SPA	BOE Motorsports	KTM	1'53.301	8	1'51.613	20	1'51.070	21	2.654	0.167

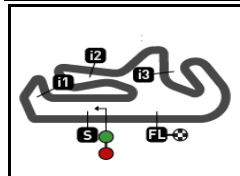
Pole Position Record:	2021	Sergio GARCIA	1'47.274	154.1 Km/h
Best Race Lap:	2021	Gabriel RODRIGO	1'47.610	153.6 Km/h
All Time Lap Record:	2021	Sergio GARCIA	1'47.274	154.1 Km/h

The results are provisional until the end of the limit for protest and appeals.

Time limit for protest expires 60' after publication of the results - Time:

These data/results cannot be reproduced, stored and/or transmitted in whole or in part by any manner of electronic, mechanical, photocopying, recording, broadcasting or otherwise now known or herein after developed without the previous express consent by the copyright owner, except for reproduction in daily press and regular printed publications on sale to the public within 60 days of the event related to those data/results and always provided that copyright symbol appears together as follows below.

© DORNA, 2023




4592 m.

Portimao Moto2™ & Moto3™ Official Test

Day 1 Session 3

Top Speed & Average

12

	Rider	Nation	Motorcycle	Top 5 speeds					Average	Top
24	Tatsuki SUZUKI	JPN	HONDA	243.7	240.0	234.7	234.7	234.2	236.9	243.7
10	Diogo MOREIRA	BRA	KTM	240.5	240.0	238.4	236.8	233.7	237.9	240.5
99	José Antonio RUEDA	SPA	KTM	239.4	236.8	233.2	232.2	230.2	234.4	239.4
63	Syarifuddin AZMAN	MAL	KTM	237.3	235.2	231.7	230.7	229.2	232.8	237.3
19	Scott OGDEN	GBR	HONDA	236.8	235.2	234.2	233.2	232.7	234.4	236.8
70	Joshua WHATLEY	GBR	HONDA	236.3	235.8	234.7	232.7	232.2	234.0	236.3
43	Xavier ARTIGAS	SPA	CFMOTO	235.8	235.8	231.7	230.7	230.2	232.4	235.8
66	Joel KELSO	AUS	CFMOTO	235.8	235.8	235.2	231.2	231.2	233.8	235.8
44	David MUÑOZ	SPA	KTM	234.7	233.2	230.7	230.7	228.8	231.6	234.7
5	Jaume MASIA	SPA	HONDA	234.2	233.7	232.7	231.7	230.7	232.6	234.2
64	Mario AJI	INA	HONDA	234.2	232.2	231.2	229.7	226.8	230.8	234.2
96	Daniel HOLGADO	SPA	KTM	234.2	233.2	232.7	231.7	231.2	232.6	234.2
80	David ALONSO	COL	GASGAS	233.7	227.8	227.8	227.3	226.8	228.7	233.7
82	Stefano NEPA	ITA	KTM	233.7	233.7	232.2	231.7	231.7	232.5	233.7
27	Kaito TOBA	JPN	HONDA	233.2	229.2	227.8	227.8	227.3	228.6	233.2
53	Deniz ÖNCÜ	TUR	KTM	233.2	231.7	230.7	227.8	227.8	229.8	233.2
71	Ayumu SASAKI	JPN	HUSQVARNA	232.7	232.7	231.2	230.7	230.7	231.6	232.7
6	Ryusei YAMANAKA	JPN	GASGAS	232.2	229.2	228.8	228.3	227.3	228.9	232.2
38	David SALVADOR	SPA	KTM	232.2	231.2	229.7	227.8	227.8	229.7	232.2
54	Riccardo ROSSI	ITA	HONDA	232.2	232.2	231.7	231.2	229.2	231.3	232.2
72	Taiyo FURUSATO	JPN	HONDA	232.2	231.2	230.7	230.7	230.2	231.0	232.2
7	Filippo FARIOLI	ITA	KTM	231.7	230.2	229.7	225.9	225.4	228.6	231.7
22	Ana CARRASCO	SPA	KTM	231.2	225.0	223.6	223.6	222.6	224.8	231.2
55	Romano FENATI	ITA	HONDA	230.7	230.2	228.8	227.8	227.3	229.0	230.7
48	Ivan ORTOLÁ	SPA	KTM	230.2	230.2	229.2	229.2	227.8	229.1	230.2
20	Lorenzo FELLON	FRA	KTM	229.2	228.3	227.3	226.8	224.0	227.1	229.2
18	Matteo BERTELLE	ITA	HONDA	228.3	227.8	225.9	224.5	224.0	225.8	228.3
95	Collin VEIJER	NED	HUSQVARNA	227.8	227.3	226.4	226.4	225.9	226.8	227.8

These data/results cannot be reproduced, stored and/or transmitted in whole or in part by any manner of electronic, mechanical, photocopying, recording, broadcasting or otherwise now known or herein after developed without the previous express consent by the copyright owner, except for reproduction in daily press and regular printed publications on sale to the public within 60 days of the event related to those data/results and always provided that copyright symbol appears together as follows below.

© DORNA, 2023

Official MotoGP Timing by TISSOT
www.motogp.com



Portimao, Friday, March 17, 2023



Portimao Moto2™ & Moto3™ Official Test
Day 1 Session 3
Chronological Analysis of Performances

13

* Lap / Sector time cancelled T1 Time from finish line to 1st intermediate T3 Time from 2nd intermed. to 3rd intermed.
P Crossing the finish line in pit lane T2 Time from 1st intermed. to 2nd intermed. T4 Time from 3rd intermediate to finish line

Lap	Lap Time	T1	T2	T3	T4	Speed	Lap	Lap Time	T1	T2	T3	T4	Speed
1st 5 Jaume MASIA Leopard Racing SPA Runs=4 Total laps=20 Full laps=13 Valid laps=13							3rd 24 Tatsuki SUZUKI Leopard Racing JPN Runs=4 Total laps=20 Full laps=12 Valid laps=12						
1	10'05.134	26.747	35.895	16.972	35.461		1	10'05.715	26.757	35.975	16.766	35.658	
2	1'49.651	23.755	34.645	16.520	34.731	226.8	2	1'49.904	23.843	34.765	16.530	34.766	230.2
3	1'49.899	23.797	34.841	16.452	34.809	227.8	3	1'49.564	23.545	34.815	16.390	34.814	231.2
4	1'49.606	23.632	34.644	16.476	34.854	228.8	4	1'49.448	23.631	34.764	16.367	34.686	232.7
5	1'49.823	23.647	34.779	16.456	34.941	224.0	5	1'49.648	23.776	34.624	16.447	34.801	229.2
6	2'00.786 P	25.186	36.564	17.357	41.679	225.0	6	2'06.590 P	25.994	36.359	17.042	47.195	229.2
7	11'32.655	23.022	35.742	16.537	35.325		7	11'25.711	24.671	35.984	16.531	34.992	
8	1'49.007	23.289	34.518	16.274	34.926	234.2	8	1'50.468	23.643	34.815	16.419	35.591	234.2
9	1'51.141	24.268	35.549	16.520	34.804	230.2	9	1'49.486	23.473	34.677	16.503	34.833	233.7
10	1'49.090	23.361	34.483	16.436	34.810	232.7	10	1'56.927	27.435	37.517	16.710	35.265	233.7
11	2'00.283 P	25.628	36.013	17.118	41.524	229.7	11	1'49.511	23.489	34.621	16.407	34.994	232.7
12	15'11.498	26.290	35.671	17.562	35.298		12	2'05.246 P	24.478	36.437	17.143	47.188	233.7
13	1'49.686	23.522	34.738	16.509	34.917	230.2	13	13'11.211	25.775	35.650	17.235	35.558	
14	1'49.297	23.533	34.537	16.439	34.788	228.8	14	1'49.034	23.382	34.566	16.367	34.719	234.2
15	1'49.470	23.576	34.513	16.464	34.917	228.8	15	1'49.420	23.616	34.617	16.443	34.744	234.7
16	1'58.083 P	23.553	36.996	17.450	40.084	227.3	16	2'28.188 P	23.542	57.732	18.898	48.016	233.7
17	9'32.715	32.859	50.867	16.740	34.797		17	10'48.882	34.926	50.959	16.998	35.104	
18	1'48.526	23.340	34.306	16.312	34.568	231.7	18	2'19.443	23.271	41.481	20.266	54.425	234.7
19	1'55.583	28.284	35.543	16.550	35.206	230.7	19	1'48.658	23.307	34.473	16.305	34.573	240.0
20	1'48.416	23.413	34.215	16.214	34.574	233.7	20	2'07.171 P	24.593	37.620	17.448	47.510	243.7
2nd 55 Romano FENATI Rivacold Snipers Tea ITA Runs=5 Total laps=21 Full laps=12 Valid laps=12							4th 54 Riccardo ROSSI SIC58 Squadra Corse ITA Runs=5 Total laps=24 Full laps=15 Valid laps=15						
1	7'15.295	21.773	36.024	16.599	35.056		1	4'17.251	25.167	37.632	17.470	36.363	
2	1'50.157	23.753	34.963	16.532	34.909	225.9	2	1'50.076	23.557	34.961	16.405	35.153	229.2
3	1'49.948	23.640	34.773	16.532	35.003	226.4	3	1'49.664	23.426	34.765	16.359	35.114	231.7
4	2'09.027 P	23.506	40.219	21.447	43.855	226.8	4	1'49.677	23.485	34.917	16.372	34.903	226.8
5	14'20.605	22.262	40.545	16.842	38.901		5	1'49.505	23.617	34.584	16.373	34.931	225.4
6	1'50.460	23.782	34.931	16.580	35.167	225.0	6	1'49.582	23.552	34.702	16.417	34.911	225.9
7	1'50.181	23.634	34.858	16.606	35.083	230.2	7	1'49.512	23.573	34.697	16.379	34.863	226.8
8	1'50.581	23.551	35.025	16.609	35.396	226.8	8	2'02.325 P	27.234	37.309	17.100	40.682	224.0
9	2'02.760 P	27.601	38.038	17.315	39.806	223.6	9	9'54.662	20.449	35.279	16.480	35.509	
10	6'09.494	22.084	36.989	17.019	35.151		10	1'52.409	23.631	36.525	16.779	35.474	225.9
11	1'49.010	23.296	34.508	16.411	34.795	228.8	11	1'49.757	23.564	34.681	16.431	35.081	227.8
12	1'48.727	23.287	34.405	16.305	34.730	226.8	12	2'01.006 P	24.106	39.098	16.976	40.826	228.8
13	1'49.100	23.414	34.473	16.463	34.750	224.0	13	12'28.044	20.948	35.212	16.665	35.223	
14	1'57.566 P	24.563	35.900	17.061	40.042	221.7	14	1'49.070	23.441	34.345	16.362	34.922	227.3
15	8'37.588	21.665	35.711	16.759	35.713		15	1'49.149	23.440	34.397	16.341	34.971	227.3
16	1'50.170	23.834	34.803	16.498	35.035	230.7	16	2'03.965	33.221	37.054	16.626	37.064	227.8
17	1'49.380	23.478	34.472	16.452	34.978	225.0	17	1'49.067	23.498	34.542	16.394	34.633	228.8
18	1'58.252 P	26.297	35.952	16.988	39.015	220.4	18	2'07.995 P	26.463	40.654	17.376	43.502	232.2
19	8'52.249	21.264	35.556	16.473	36.155		19	8'22.998	24.742	37.667	17.310	1'02.796	
20	1'48.454	23.307	34.248	16.216	34.683	227.3	20	1'55.556 P	23.749	34.881	16.641	40.285	223.6
21	1'48.586	23.298	34.271	16.329	34.688	227.8							

Fastest Lap: Jaume MASIA Leopard Racing SPA **1'48.416** 23.413 34.215 16.214 34.574

These data/results cannot be reproduced, stored and/or transmitted in whole or in part by any manner of electronic, mechanical, photocopying, recording, broadcasting or otherwise now known or herein after developed without the previous express consent by the copyright owner, except for reproduction in daily press and regular printed publications on sale to the public within 60 days of the event related to those data/results and always provided that copyright symbol appears together as follows below.
© DORNA, 2023



Day 1 Session 3

Moto3

Lap	Lap Time	T1	T2	T3	T4	Speed	Lap	Lap Time	T1	T2	T3	T4	Speed
21	5'17.645	38.153	1'02.628	17.931	35.086		22	1'50.723	23.733	34.945	16.465	35.580	231.2
22	1'48.776	23.274	34.459	16.301	34.742	232.2	7th 71 Ayumu SASAKI Liqui Moly Husqvarna JPN						
23	1'53.697	26.774	35.099	16.529	35.295	231.2	Runs=5 Total laps=17 Full laps=9 Valid laps=9						
24	1'49.016	23.393	34.473	16.313	34.837	228.3	1	4'53.264	20.518	35.713	16.893	35.691	
5th 96 Daniel HOLGADO Red Bull KTM Tech3 SPA							2	1'50.804	23.899	35.000	16.611	35.294	229.2
Runs=4 Total laps=25 Full laps=18 Valid laps=18							3	1'50.389	23.810	34.791	16.590	35.198	227.8
1	4'20.039	22.427	36.012	17.139	36.121		4	1'50.058	23.878	34.729	16.445	35.006	227.3
2	1'49.984	23.691	35.037	16.424	34.832	228.8	5	1'49.642	23.731	34.501	16.422	34.988	227.3
3	1'49.728	23.603	34.845	16.369	34.911	232.7	6	2'02.712 P	25.573	37.403	17.369	42.367	227.3
4	1'49.402	23.617	34.771	16.358	34.656	228.8	7	12'49.099	20.195	35.714	16.338	35.121	
5	1'49.338	23.502	34.659	16.378	34.799	229.2	8	1'48.869	23.390	34.588	16.233	34.658	229.7
6	1'49.829	23.691	34.816	16.398	34.924	225.9	9	1'49.531	23.528	34.335	16.260	35.408	230.7
7	1'49.567	23.593	34.735	16.367	34.872	227.8	10	1'49.132	23.455	34.393	16.283	35.001	232.7
8	2'03.039 P	25.095	36.580	17.177	44.187	225.9	11	2'03.356 P	26.042	37.646	17.640	42.028	229.7
9	14'01.686	22.377	37.480	22.247	36.626		12	11'58.241 P	24.503	35.460	17.439	39.959	
10	1'50.167	23.719	34.865	16.428	35.155	229.7	13	6'21.946	21.047	35.103	16.428	34.863	
11	1'49.726	23.504	34.701	16.337	35.184	231.7	14	1'49.227	23.506	34.488	16.371	34.862	232.7
12	1'49.614	23.566	34.708	16.335	35.005	231.2	15	1'49.357	23.686	34.524	16.320	34.827	230.7
13	2'02.314 P	25.568	37.009	16.471	43.266	233.2	16	1'54.710 P	23.579	34.739	16.548	39.844	231.2
14	6'25.029	24.453	35.354	16.366	35.112		17	13'00.715 P	28.205	36.765	16.492	38.373	
15	1'49.125	23.582	34.583	16.269	34.691	226.8	8th 19 Scott OGDEN VisionTrack Racing T GBR						
16	1'48.808	23.474	34.374	16.233	34.727	228.8	Runs=5 Total laps=23 Full laps=15 Valid laps=15						
17	1'53.118	23.565	34.552	16.332	38.669	228.8	1	6'49.733 P	25.572	37.075	16.899	42.715	
18	1'49.892	23.638	34.852	16.370	35.032	227.3	2	3'38.868	26.417	35.878	17.383	35.487	
19	1'49.259	23.543	34.534	16.336	34.846	227.8	3	1'56.039	23.989	35.175	16.873	40.002	225.9
20	2'02.210 P	23.521	36.587	16.357	45.745	228.8	4	1'51.296	23.973	35.041	16.900	35.382	222.6
21	12'40.202	27.070	35.352	16.703	35.242		5	1'50.705	23.962	34.915	16.667	35.161	223.1
22	1'49.561	23.596	34.711	16.425	34.829	230.2	6	1'55.545	23.905	39.591	16.834	35.215	222.6
23	1'49.081	23.446	34.552	16.354	34.729	229.2	7	1'50.573	23.803	34.961	16.587	35.222	225.0
24	1'48.994	23.332	34.516	16.345	34.801	234.2	8	1'50.004	23.812	34.812	16.458	34.922	223.6
25	1'55.126	26.355	36.625	16.691	35.455	229.7	9	1'55.008 P	23.691	35.025	16.587	39.705	226.4
6th 66 Joel KELSO CFMoto Racing Prues AUS							10	8'25.060	27.013	35.515	16.701	35.587	
Runs=3 Total laps=22 Full laps=17 Valid laps=17							11	1'50.652	23.726	34.924	16.585	35.417	226.4
1	3'27.654	23.303	36.218	16.751	36.052		12	1'50.674	23.658	34.933	16.619	35.464	227.3
2	1'51.820	24.132	35.459	16.584	35.645	225.0	13	1'50.885	23.787	35.026	16.729	35.343	226.8
3	1'51.176	23.920	35.118	16.461	35.677	226.8	14	1'50.863	23.731	35.133	16.717	35.282	226.4
4	1'50.718	23.839	34.974	16.564	35.341	225.4	15	1'57.106 P	23.681	34.969	16.782	41.674	227.3
5	2'08.986 P	29.483	35.573	20.937	42.993	225.0	16	14'06.857	31.484	35.610	17.004	39.237	
6	19'47.947	21.063	35.318	16.457	34.827		17	1'50.974	23.921	34.925	17.091	35.037	235.2
7	1'48.842	23.358	34.454	16.185	34.845	235.8	18	2'04.066 P	23.528	36.969	17.170	46.399	229.2
8	1'51.207	23.540	36.383	16.424	34.860	235.8	19	9'47.504	27.660	35.317	16.645	35.279	
9	1'49.378	23.621	34.526	16.283	34.948	235.2	20	1'49.521	23.689	34.691	16.606	34.535	234.2
10	1'50.093	23.668	34.714	16.403	35.308	230.7	21	1'48.883	23.322	34.517	16.328	34.716	232.7
11	2'14.085 P	29.973	41.683	17.388	45.041	228.8	22	1'54.637	27.368	35.502	16.528	35.239	236.8
12	15'52.343	23.310	36.609	17.464	42.245		23	1'49.184	23.297	34.620	16.327	34.940	233.2
13	1'50.720	23.868	34.980	16.496	35.376	231.2	9th 48 Ivan ORTOLÁ Angeluss MTA Team SPA						
14	1'50.371	23.746	34.815	16.411	35.399	226.8	Runs=3 Total laps=28 Full laps=23 Valid laps=23						
15	1'57.411	29.223	36.002	16.512	35.674	225.4	1	5'22.458	25.361	35.845	16.710	35.790	
16	1'50.876	23.947	34.871	16.568	35.490	225.0	2	1'50.987	23.846	35.205	16.479	35.457	225.4
17	1'51.112	23.882	35.063	16.494	35.673	225.0	3	1'50.975	23.945	35.310	16.552	35.168	224.0
18	1'58.564	24.287	35.795	18.242	40.240	224.5	4	1'50.930	23.801	34.984	16.663	35.482	225.4
19	1'50.697	23.908	34.888	16.471	35.430	229.7	5	1'51.353	24.017	35.455	16.500	35.381	222.6
20	1'58.110	23.982	41.430	16.676	36.022	227.8	6	1'51.166	23.943	35.116	16.512	35.595	221.7
21	2'01.352	32.708	36.187	16.642	35.815	227.3							

Fastest Lap: Jaume MASIA Leopard Racing SPA **1'48.416** 23.413 34.215 16.214 34.574

These data/results cannot be reproduced, stored and/or transmitted in whole or in part by any manner of electronic, mechanical, photocopying, recording, broadcasting or otherwise now known or herein after developed without the previous express consent by the copyright owner, except for reproduction in daily press and regular printed publications on sale to the public within 60 days of the event related to those data/results and always provided that copyright symbol appears together as follows below.
© DORNA, 2023

Official MotoGP Timing by TISSOT
www.motogp.com

Portimao, Friday, March 17, 2023



Day 1 Session 3

Moto3

Lap	Lap Time	T1	T2	T3	T4	Speed	Lap	Lap Time	T1	T2	T3	T4	Speed
7	1'53.895	26.280	35.497	16.530	35.588	220.8	8	1'50.382	23.806	34.699	16.627	35.250	227.3
8	1'49.970	23.704	34.951	16.382	34.933	227.3	9	1'50.327	23.649	34.802	16.583	35.293	227.8
9	1'57.956 P	23.642	35.097	16.449	42.768	230.2	10	1'50.046	23.592	34.611	16.612	35.231	227.8
10	14'45.906	20.691	35.133	16.335	35.154		11	1'50.376	23.677	34.701	16.674	35.324	228.8
11	1'49.239	23.501	34.573	16.222	34.943	230.2	12	1'57.411 P	24.565	36.029	17.038	39.779	225.0
12	1'50.026	23.522	35.374	16.288	34.842	229.2	13	13'23.167	21.314	35.973	16.729	35.667	
13	1'49.658	23.565	34.714	16.390	34.989	227.8	14	1'50.215	23.763	34.735	16.537	35.180	225.4
14	1'49.700	23.587	34.758	16.351	35.004	227.8	15	2'02.887 P	27.697	38.114	17.339	39.737	227.8
15	1'49.588	23.510	34.574	16.325	35.179	227.3	16	8'19.959	24.753	37.767	17.494	1'04.970	
16	1'49.744	23.639	34.697	16.259	35.149	224.5	17	1'49.639	23.708	34.539	16.375	35.017	224.0
17	1'50.217	23.662	34.887	16.401	35.267	223.1	18	1'59.159 P	23.659	34.498	16.438	44.564	224.5
18	1'59.277 P	24.040	35.841	17.568	41.828	225.0	19	3'17.174	41.467	1'07.832	20.262	36.617	
19	8'46.150	21.148	34.857	16.276	35.108		20	2'20.537	23.547	41.656	20.251	55.083	230.7
20	1'49.074	23.448	34.372	16.256	34.998	226.8	21	1'49.201	23.438	34.484	16.444	34.835	233.2
21	1'49.594	23.445	34.913	16.276	34.960	224.5	22	1'54.968	24.711	35.079	16.896	38.282	234.7
22	1'49.239	23.473	34.505	16.319	34.942	225.0							
23	1'50.576	23.813	35.364	16.454	34.945	225.0							
24	1'49.556	23.555	34.676	16.296	35.029	225.0							
25	1'49.712	23.578	34.689	16.496	34.949	225.0							
26	1'49.553	23.476	34.642	16.354	35.081	226.4							
27	1'53.153	26.253	35.115	16.316	35.469	227.3							
28	1'49.463	23.604	34.782	16.207	34.870	229.2							

10th 99 José Antonio RUED Red Bull KTM Ajo SPA

Runs=4	Total laps=21	Full laps=14	Valid laps=14			
1	5'42.885	23.389	35.927	16.761	35.465	
2	1'50.569	23.907	34.980	16.592	35.090	226.8
3	1'50.659	23.890	34.999	16.663	35.107	228.3
4	1'50.233	23.981	34.750	16.566	34.936	225.0
5	1'57.062	23.828	41.437	16.658	35.139	224.5
6	1'50.661	23.844	34.908	16.784	35.125	226.4
7	1'56.759 P	23.784	35.077	16.643	41.255	226.4
8	12'33.512	22.938	35.015	16.455	35.016	
9	1'49.434	23.593	34.476	16.412	34.953	229.7
10	1'49.247	23.516	34.396	16.457	34.878	229.7
11	1'49.837	23.535	34.675	16.447	35.180	230.2
12	1'51.038	23.796	34.561	16.443	36.238	228.3
13	2'02.377 P	26.445	36.569	16.539	42.824	225.0
14	14'45.838	35.694	35.530	17.399	35.990	
15	1'49.579	23.602	34.648	16.488	34.841	232.2
16	1'50.257	23.900	34.754	16.536	35.067	229.7
17	2'03.148 P	23.726	36.360	16.941	46.121	227.8
18	10'11.578	27.576	35.003	16.477	35.083	
19	1'58.342	23.542	34.453	16.432	43.915	236.8
20	1'57.398	31.206	34.835	16.436	34.921	233.2
21	1'49.164	23.469	34.362	16.422	34.911	239.4

11th 44 David MUÑOZ BOE Motorsports SPA

Runs=6	Total laps=22	Full laps=11	Valid laps=11			
1	4'40.479	24.163	35.910	16.783	35.477	
2	1'58.141 P	24.155	35.925	17.652	40.409	230.7
3	6'52.619	22.024	36.084	17.091	41.058	
4	1'51.199	23.852	35.305	16.716	35.326	227.3
5	2'02.336	26.713	36.891	17.462	41.270	221.7
6	2'00.474 P	24.371	36.414	17.552	42.137	227.3
7	9'06.902	24.193	36.024	17.326	37.394	

12th 53 Deniz ÖNCÜ Red Bull KTM Ajo TUR

Runs=4	Total laps=25	Full laps=17	Valid laps=17			
1	5'57.162	22.423	36.118	16.986	36.037	
2	1'51.557	24.052	35.181	16.579	35.745	225.0
3	1'51.632	24.117	35.302	16.767	35.446	222.6
4	1'51.779	24.182	35.312	16.705	35.580	222.2
5	1'51.552	24.243	35.276	16.673	35.360	222.6
6	1'55.419 P	24.096	35.221	16.615	39.487	223.6
7	11'42.879	21.694	35.549	16.825	35.996	
8	1'51.239	24.113	35.210	16.554	35.362	223.1
9	1'51.032	24.029	35.078	16.482	35.443	225.9
10	1'51.199	24.127	35.088	16.589	35.395	225.4
11	1'50.841	23.865	35.106	16.526	35.344	227.8
12	1'54.699 P	23.974	35.068	16.511	39.146	227.8
13	9'14.805	22.518	35.711	16.654	35.575	
14	1'49.923	23.729	34.719	16.548	34.927	226.8
15	1'49.658	23.609	34.623	16.342	35.084	226.8
16	1'49.701	23.635	34.606	16.384	35.076	227.8
17	1'49.611	23.741	34.673	16.398	34.799	226.8
18	1'49.239	23.536	34.733	16.326	34.644	233.2
19	1'53.119 P	23.686	34.835	16.367	38.231	230.7
20	10'42.746	22.164	35.440	16.756	36.784	
21	1'49.640	23.654	34.595	16.410	34.981	225.4
22	1'50.144	23.587	34.977	16.499	35.081	226.4
23	1'50.415	23.695	34.762	16.383	35.575	226.4
24	1'55.432	28.232	35.073	16.725	35.402	226.8
25	1'54.423 P	23.831	35.114	16.410	39.068	231.7

13th 80 David ALONSO GASGAS Aspar Team COL

Runs=4	Total laps=29	Full laps=22	Valid laps=22			
1	2'43.266	30.066	36.924	16.950	35.810	
2	1'51.313	24.190	35.285	16.589	35.249	220.8
3	1'51.161	24.174	35.183	16.539	35.265	222.2
4	1'50.849	24.085	35.040	16.522	35.202	222.2
5	1'50.296	24.084	34.993	16.445	34.774	219.0
6	1'49.810	24.011	34.701	16.411	34.687	223.6
7	1'58.773 P	23.893	34.895	16.542	43.443	221.3
8	8'13.173	28.511	36.284	16.579	35.036	
9	1'50.201	23.900	34.848	16.631	34.822	223.1
10	1'49.987	23.931	34.743	16.407	34.906	219.0

Fastest Lap: Jaume MASIA Leopard Racing SPA **1'48.416** 23.413 34.215 16.214 34.574

These data/results cannot be reproduced, stored and/or transmitted in whole or in part by any manner of electronic, mechanical, photocopying, recording, broadcasting or otherwise now known or herein after developed without the previous express consent by the copyright owner, except for reproduction in daily press and regular printed publications on sale to the public within 60 days of the event related to those data/results and always provided that copyright symbol appears together as follows below.
© DORNA, 2023

Official MotoGP Timing by TISSOT
www.motogp.com

Portimao, Friday, March 17, 2023

Page 3 of 7



Day 1 Session 3

Moto3

Lap	Lap Time	T1	T2	T3	T4	Speed	Lap	Lap Time	T1	T2	T3	T4	Speed
11	1'50.334	24.003	34.864	16.454	35.013	220.4	11	1'53.761	24.013	35.611	16.773	37.364	225.4
12	1'50.470	23.968	34.916	16.379	35.207	221.3	12	1'57.373	24.234	35.458	17.842	39.839	223.1
13	1'50.533	23.918	34.990	16.523	35.102	224.0	13	2'01.928 P	24.454	37.101	17.171	43.202	224.0
14	1'50.898	23.939	35.049	16.645	35.265	224.5	14	12'42.802	21.205	35.339	17.336	34.856	
15	1'51.745	23.790	35.168	17.666	35.121	225.4	15	1'49.812	23.595	34.623	16.489	35.105	229.7
16	1'49.317	23.706	34.531	16.281	34.799	233.7	16	2'10.300	23.972	46.219	17.264	42.845	223.6
17	2'01.134 P	24.442	37.299	16.678	42.715	226.4	17	1'54.820 P	24.014	34.744	16.567	39.495	224.0
18	12'09.169	29.920	35.930	16.699	35.415		18	8'46.756	25.923	35.769	16.628	35.374	
19	1'50.796	24.069	35.118	16.502	35.107	218.6	19	1'50.362	24.185	34.922	16.429	34.826	220.4
20	1'50.793	23.928	35.124	16.508	35.233	223.1	20	1'49.389	23.647	34.650	16.350	34.742	231.7
21	1'50.304	23.984	34.836	16.391	35.093	220.8	21	1'50.038	23.705	34.693	16.494	35.146	230.2
22	1'56.365	24.143	40.228	16.648	35.346	227.8	22	1'54.092	25.793	36.630	16.590	35.079	225.9
23	1'55.131 P	23.812	34.923	16.589	39.807	227.8							
24	7'11.671	21.624	38.281	18.430	35.642								
25	1'50.233	23.965	34.781	16.489	34.998	219.9							
26	1'49.825	23.867	34.648	16.336	34.974	219.9							
27	1'49.396	23.681	34.594	16.330	34.791	223.1							
28	1'49.277	23.498	34.556	16.346	34.877	227.3							
29	1'50.974	23.645	35.798	16.457	35.074	226.8							

14th 10		Diogo MOREIRA		MT Helmets - MSI		BRA	
Runs=4	Total laps=21	Full laps=14	Valid laps=14				
1	9'10.647	29.903	37.404	16.785	35.130		
2	1'49.531	23.632	34.819	16.365	34.715	238.4	
3	1'49.633	23.555	34.825	16.388	34.865	233.2	
4	1'49.605	23.660	34.808	16.345	34.792	230.7	
5	1'51.775	23.605	35.104	16.689	36.377	233.2	
6	1'49.951	23.723	34.842	16.436	34.950	229.2	
7	1'50.096	23.669	34.870	16.413	35.144	231.2	
8	1'56.350 P	24.120	35.615	16.898	39.717	226.4	
9	11'16.351	28.518	35.646	16.852	35.464		
10	1'50.489	23.759	35.184	16.493	35.053	231.2	
11	1'50.781	23.814	35.116	16.542	35.309	236.8	
12	1'50.705	23.653	35.148	16.666	35.238	233.2	
13	1'57.852 P	23.887	36.173	17.062	40.730	230.7	
14	13'08.185	29.129	36.393	18.193	36.213		
15	1'50.433	23.705	34.923	16.415	35.390	231.7	
16	1'50.216	23.607	34.891	16.514	35.204	233.7	
17	2'03.030 P	23.981	37.013	17.159	44.877	228.3	
18	10'46.790	31.817	50.743	18.588	35.699		
19	2'21.199	23.649	41.421	21.325	54.804	229.2	
20	1'49.351	23.482	34.607	16.422	34.840	240.5	
21	1'49.399	23.638	34.531	16.384	34.846	240.0	

15th 7		Filippo FARIOLI		Red Bull KTM Tech3		ITA	
Runs=4	Total laps=22	Full laps=15	Valid laps=15				
1	4'39.083	24.762	35.720	16.812	35.645		
2	1'51.525	24.118	35.315	16.720	35.372	223.1	
3	1'51.493	24.219	35.130	16.562	35.582	221.7	
4	1'51.283	24.147	35.154	16.650	35.332	219.9	
5	1'59.091	25.534	38.277	16.847	38.433	219.9	
6	1'52.093	24.387	35.419	16.729	35.558	219.5	
7	1'56.960 P	24.167	35.577	16.715	40.501	219.9	
8	16'05.826	21.546	36.323	16.774	35.681		
9	1'51.662	24.137	35.413	16.593	35.519	222.2	
10	1'55.025	24.332	36.443	18.595	35.655	223.6	

16th 18		Matteo BERTELLE		Rivacold Snipers Tea		ITA	
Runs=4	Total laps=23	Full laps=16	Valid laps=16				
1	6'36.370	24.779	36.650	17.219	36.011		
2	1'51.689	24.121	35.518	16.657	35.393	224.0	
3	1'51.204	24.104	35.078	16.684	35.338	220.4	
4	1'50.993	23.883	35.055	16.659	35.396	222.6	
5	1'51.419	23.911	35.110	16.673	35.725	219.9	
6	2'01.278 P	25.674	37.648	17.178	40.778	217.7	
7	10'17.226	22.974	36.681	16.728	35.495		
8	1'51.099	23.993	34.988	16.694	35.424	221.7	
9	1'51.034	23.879	35.161	16.620	35.374	221.3	
10	1'51.068	23.851	35.091	16.671	35.455	222.6	
11	2'00.005 P	24.650	36.964	17.544	40.847	222.6	
12	7'51.678	22.243	36.932	17.509	39.116		
13	1'50.497	23.730	34.904	16.459	35.404	224.5	
14	1'50.411	23.752	34.820	16.494	35.345	222.6	
15	1'50.583	23.952	34.853	16.575	35.203	216.8	
16	1'59.296	25.300	38.838	18.639	36.519	220.4	
17	1'50.468	23.822	34.899	16.542	35.205	225.9	
18	1'51.253	24.376	35.313	16.560	35.004	223.6	
19	1'50.015	23.703	34.774	16.572	34.966	228.3	
20	1'57.813 P	25.109	35.931	17.277	39.496	224.0	
21	14'54.074	22.089	35.884	16.734	35.510		
22	1'50.090	23.700	34.706	16.782	34.902	222.2	
23	1'49.447	23.461	34.522	16.457	35.007	227.8	

17th 70		Joshua WHATLEY		VisionTrack Racing T		GBR	
Runs=4	Total laps=22	Full laps=15	Valid laps=15				
1	4'17.747	25.250	37.825	17.516	36.434		
2	1'51.637	24.060	35.345	16.634	35.598	232.2	
3	1'52.876	24.547	35.308	16.639	36.382	229.7	
4	1'51.478	24.071	35.341	16.722	35.344	225.9	
5	1'51.338	24.129	35.272	16.654	35.283	224.5	
6	2'09.747 P	24.039	37.174	18.233	50.301	225.4	
7	13'29.164	20.576	39.548	18.143	40.073		
8	1'51.223	23.840	35.071	16.591	35.721	227.8	
9	1'54.239	26.038	35.664	16.730	35.807	225.4	
10	2'02.365	25.044	35.583	18.434	43.304	228.8	
11	1'50.762	23.779	35.039	16.593	35.351	230.2	
12	1'50.042	23.774	34.881	16.317	35.070	232.2	
13	2'01.413 P	24.295	37.458	16.904	42.756	231.2	
14	12'22.173	26.769	43.270	19.862	37.020		
15	1'55.124	24.656	36.692	17.506	36.270	222.6	

Fastest Lap: Jaume MASIA Leopard Racing SPA **1'48.416** 23.413 34.215 16.214 34.574

These data/results cannot be reproduced, stored and/or transmitted in whole or in part by any manner of electronic, mechanical, photocopying, recording, broadcasting or otherwise now known or herein after developed without the previous express consent by the copyright owner, except for reproduction in daily press and regular printed publications on sale to the public within 60 days of the event related to those data/results and always provided that copyright symbol appears together as follows below.
© DORNA, 2023

Official MotoGP Timing by TISSOT
www.motogp.com

Portimao, Friday, March 17, 2023

Page 4 of 7



Day 1 Session 3

Moto3

Lap	Lap Time	T1	T2	T3	T4	Speed	Lap	Lap Time	T1	T2	T3	T4	Speed
16	1'54.458	24.388	36.435	17.472	36.163	225.0	22	1'50.330	23.541	35.147	16.435	35.207	237.3
17	1'58.940 P	24.233	35.536	16.850	42.321	224.5	20th 43 Xavier ARTIGAS CFMoto Racing Prues SPA Runs=4 Total laps=25 Full laps=18 Valid laps=18						
18	12'08.042	28.475	37.968	18.557	37.115		1	5'27.830	21.531	35.893	16.876	35.438	
19	1'49.770	23.622	34.854	16.394	34.900	234.7	2	1'50.876	24.001	34.914	16.751	35.210	225.4
20	1'49.473	23.549	34.743	16.366	34.815	236.3	3	1'51.219	23.810	35.681	16.658	35.070	225.4
21	1'53.792	23.574	35.328	18.402	36.488	232.7	4	1'50.160	23.801	34.791	16.562	35.006	225.4
22	1'50.389	23.609	35.120	16.547	35.113	235.8	5	1'49.791	23.842	34.776	16.492	34.681	226.8
18th 38 David SALVADOR CIP Green Power SPA Runs=4 Total laps=22 Full laps=15 Valid laps=15							6	1'49.610	23.760	34.743	16.433	34.674	231.7
1	5'25.254	22.409	36.151	16.858	35.525		7	1'50.785	23.739	34.637	16.672	35.737	235.8
2	1'50.641	23.946	34.988	16.550	35.157	225.4	8	1'50.386	23.867	34.805	16.622	35.092	223.1
3	1'50.651	23.828	35.038	16.591	35.194	227.8	9	2'08.085 P	25.306	39.487	17.646	45.646	223.1
4	1'50.647	23.818	34.979	16.595	35.255	225.9	10	10'18.756	23.916	35.401	16.756	35.446	
5	1'50.218	23.822	34.885	16.510	35.001	225.9	11	1'49.980	23.605	34.689	16.640	35.046	229.2
6	1'52.684	23.912	35.342	16.666	36.764	229.7	12	1'49.812	23.573	34.525	16.647	35.067	229.2
7	1'51.078	23.775	35.146	16.716	35.441	226.8	13	1'50.076	23.577	34.595	16.573	35.331	229.7
8	1'50.082	23.931	34.824	16.487	34.840	225.0	14	1'49.934	23.697	34.630	16.668	34.939	226.8
9	2'07.261 P	26.146	37.842	17.455	45.818	232.2	15	1'50.356	23.735	34.705	16.678	35.238	227.8
10	12'22.602	28.858	37.666	16.900	36.671		16	2'05.110 P	26.658	37.366	17.708	43.378	225.4
11	1'52.013	24.027	35.342	16.709	35.935	225.0	17	15'07.495	27.455	41.704	17.246	36.531	
12	1'52.661	24.032	36.152	16.918	35.559	226.4	18	1'50.817	23.966	35.253	16.621	34.977	224.0
13	1'51.440	24.038	35.060	16.881	35.461	225.9	19	1'50.125	23.620	34.797	16.604	35.104	230.2
14	2'05.013 P	23.856	37.084	18.270	45.803	226.4	20	1'58.480 P	24.532	35.635	17.068	41.245	222.6
15	12'09.368	24.249	36.775	16.830	35.098		21	6'22.388	30.770	39.550	16.787	35.376	
16	1'49.646	23.718	34.677	16.488	34.763	226.8	22	1'50.428	23.925	35.062	16.493	34.948	228.3
17	1'49.490	23.524	34.526	16.461	34.979	231.2	23	1'49.848	23.779	34.743	16.401	34.925	230.2
18	2'13.466 P	23.615	46.719	17.734	45.398	226.4	24	1'50.025	23.715	34.623	16.540	35.147	235.8
19	12'01.615	33.302	59.738	20.737	37.829		25	1'55.324	25.010	36.755	17.403	36.156	230.7
20	2'03.175	23.783	40.657	20.084	38.651	227.8	21st 27 Kaito TOBA SIC58 Squadra Corse JPN Runs=4 Total laps=28 Full laps=21 Valid laps=21						
21	1'52.339	23.733	36.334	16.758	35.514	224.5	1	4'14.731	24.553	37.861	17.117	36.268	
22	1'50.656	23.711	34.865	16.665	35.415	224.5	2	1'51.878	24.143	35.152	16.659	35.924	227.3
19th 63 Syarifuddin AZMAN MT Helmets - MSI MAL Runs=4 Total laps=22 Full laps=15 Valid laps=15							3	1'51.384	23.879	35.343	16.522	35.640	225.9
1	9'10.458	30.174	36.870	16.714	35.227		4	1'51.097	23.927	35.105	16.622	35.443	226.4
2	1'50.707	24.139	35.122	16.480	34.966	228.3	5	1'50.688	24.017	34.745	16.552	35.374	222.6
3	1'50.343	23.862	34.957	16.510	35.014	228.3	6	1'51.021	23.893	35.042	16.504	35.582	225.0
4	1'50.276	23.763	34.970	16.543	35.000	226.4	7	2'02.418 P	24.364	37.334	17.174	43.546	224.0
5	1'50.820	23.979	35.117	16.590	35.134	225.0	8	11'50.266	20.919	41.954	17.303	38.268	
6	1'50.856	23.769	35.388	16.588	35.111	226.8	9	1'53.702	25.004	35.995	16.672	36.031	223.6
7	1'50.933	23.883	35.149	16.570	35.331	225.4	10	1'51.715	23.855	35.273	16.663	35.924	227.3
8	1'54.999 P	24.200	35.408	16.636	38.755	224.0	11	1'52.086	23.782	35.619	16.542	36.143	226.8
9	11'13.081	27.516	36.066	16.828	35.722		12	1'51.698	23.989	35.223	16.583	35.903	225.4
10	1'51.605	24.060	35.414	16.615	35.516	227.3	13	1'51.493	23.824	35.142	16.595	35.932	226.8
11	1'51.255	24.309	35.202	16.483	35.261	228.8	14	1'51.241	23.936	35.093	16.558	35.654	225.4
12	1'50.930	23.878	35.250	16.658	35.144	231.7	15	1'51.403	23.857	35.164	16.527	35.855	226.4
13	1'51.838	23.788	35.587	16.666	35.797	230.7	16	1'51.177	23.757	35.241	16.614	35.565	226.8
14	1'56.929 P	24.436	35.895	17.013	39.585	226.8	17	2'05.783 P	23.770	38.094	18.751	45.168	225.9
15	11'15.386	26.162	35.967	17.009	35.841		18	10'24.347	22.758	40.018	19.509	37.606	
16	1'51.790	24.156	35.383	16.612	35.639	225.0	19	1'50.306	23.793	34.890	16.414	35.209	233.2
17	1'50.800	24.018	35.033	16.509	35.240	223.1	20	1'50.113	23.693	34.660	16.401	35.359	227.8
18	1'59.332 P	23.853	35.703	16.861	42.915	229.2	21	1'50.298	23.645	34.818	16.445	35.390	227.3
19	10'51.731	34.226	50.877	19.279	35.829		22	1'50.810	23.744	34.841	16.803	35.422	223.6
20	2'19.803	23.793	40.674	20.567	54.769	227.3	23	1'50.690	23.803	34.892	16.587	35.408	226.4
21	1'49.552	23.643	34.935	16.335	34.639	235.2	24	2'09.201 P	25.412	41.944	18.029	43.816	223.6

Fastest Lap: Jaume MASIA Leopard Racing SPA **1'48.416** 23.413 34.215 16.214 34.574

These data/results cannot be reproduced, stored and/or transmitted in whole or in part by any manner of electronic, mechanical, photocopying, recording, broadcasting or otherwise now known or herein after developed without the previous express consent by the copyright owner, except for reproduction in daily press and regular printed publications on sale to the public within 60 days of the event related to those data/results and always provided that copyright symbol appears together as follows below.
© DORNA, 2023

Day 1 Session 3

Moto3

Lap	Lap Time	T1	T2	T3	T4	Speed	Lap	Lap Time	T1	T2	T3	T4	Speed	
25	5'10.127	23.103	37.269	18.502	36.453		24	1'50.907	23.916	35.042	16.643	35.306	231.2	
26	1'50.193	23.715	34.714	16.356	35.408	226.8	24th 95 Collin VEIJER						Liqui Moly Husqvarna NED	
27	1'49.812	23.586	34.512	16.344	35.370	229.2	Runs=4 Total laps=26						Full laps=19 Valid laps=19	
28	1'49.613	23.490	34.495	16.420	35.208	227.8	1	8'24.534	24.932	38.821	17.142	35.746		
22nd 6 Ryusei YAMANAKA							GASGAS Aspar Team JPN							
Runs=5 Total laps=23							Full laps=15 Valid laps=15							
1	4'28.767	P	21.849	36.386	17.154	46.173	2	1'51.753	24.153	35.462	16.776	35.362	222.6	
2	4'23.398		22.476	35.769	16.782	35.960	3	1'59.899	P	24.249	35.246	16.691	43.713	221.7
3	1'52.004		24.132	35.515	16.572	35.785	4	6'24.349		22.026	35.702	16.880	35.440	
4	1'51.879		24.087	35.327	16.750	35.715	5	1'50.823		24.055	34.981	16.567	35.220	222.2
5	1'51.826		24.109	35.340	16.730	35.647	6	1'50.768		23.971	35.077	16.671	35.049	221.3
6	1'51.561		24.073	35.145	16.610	35.733	7	1'50.955		24.004	35.186	16.579	35.186	223.6
7	1'51.613		24.007	35.396	16.561	35.649	8	1'52.399		24.909	35.614	16.617	35.259	221.7
8	1'57.794	P	24.021	35.256	16.564	41.953	9	1'50.788		23.998	34.843	16.650	35.297	222.2
9	8'22.867		23.371	35.830	17.278	36.754	10	1'59.192	P	24.221	35.978	17.157	41.836	223.1
10	1'51.117		24.061	35.248	16.437	35.371	11	10'25.535		25.097	36.437	17.238	36.021	
11	1'51.374		23.755	35.255	16.526	35.838	12	1'50.968		23.956	35.033	16.702	35.277	225.4
12	1'52.048		23.875	35.739	16.808	35.626	13	1'50.318		23.791	34.849	16.571	35.107	225.0
13	1'57.928	P	23.841	35.093	16.652	42.342	14	1'50.236		23.928	34.823	16.531	34.954	222.2
14	14'59.197		29.966	35.956	16.591	36.133	15	1'50.836		24.027	34.771	16.616	35.422	220.8
15	1'50.609		23.929	35.179	16.383	35.118	16	1'58.627	P	24.265	35.673	17.169	41.520	222.2
16	1'50.063		23.619	34.806	16.460	35.178	17	8'46.619		26.464	37.324	17.218	41.232	
17	1'50.139		23.729	34.876	16.380	35.154	18	1'50.514		23.987	34.903	16.475	35.149	227.8
18	1'58.586	P	23.835	34.781	16.509	43.461	19	1'50.636		23.850	34.776	16.676	35.334	226.4
19	9'09.860		21.328	38.484	19.282	40.567	20	1'51.159		23.912	34.999	16.574	35.674	227.3
20	1'50.185		23.696	34.807	16.422	35.260	21	1'50.197		23.909	34.650	16.576	35.062	223.1
21	2'00.251		23.739	34.938	16.489	45.085	22	1'50.429		23.834	34.877	16.621	35.097	222.2
22	1'57.017		23.724	34.996	16.759	41.538	23	1'50.239		23.697	34.847	16.603	35.092	222.6
23	1'49.785		23.626	34.826	16.299	35.034	24	1'56.033		23.818	34.940	16.620	40.655	222.2
							25	1'50.437		23.830	34.766	16.534	35.307	225.9
							26	1'49.987		23.669	34.745	16.544	35.029	226.4
23rd 64 Mario AJI							Honda Team Asia INA							
Runs=4 Total laps=24							Full laps=17 Valid laps=17							
1	7'32.846		23.416	38.916	17.763	36.479	25th 82 Stefano NEPA						Angeluss MTA Team ITA	
2	1'52.232		24.731	35.433	16.674	35.394	Runs=3 Total laps=21						Full laps=16 Valid laps=16	
3	1'52.372		24.377	35.477	16.921	35.597	1	12'26.626		23.634	36.852	18.071	41.203	
4	1'52.254		24.329	35.493	16.880	35.552	2	1'51.221		24.279	35.104	16.641	35.197	227.3
5	1'52.308		24.314	35.369	16.955	35.670	3	1'50.779		24.021	35.036	16.602	35.120	227.8
6	1'51.982		24.246	35.409	16.775	35.552	4	1'50.929		24.041	34.921	16.564	35.403	226.8
7	2'05.763	P	25.197	37.304	17.082	46.180	5	1'50.620		23.900	34.938	16.587	35.195	226.8
8	11'23.253		24.252	37.108	18.405	40.233	6	1'50.558		24.009	34.877	16.577	35.095	225.4
9	1'51.150		23.834	35.252	16.633	35.431	7	1'58.092	P	24.341	36.465	16.943	40.343	228.3
10	1'51.758		24.052	35.404	16.848	35.454	8	11'42.878		21.714	36.391	16.911	37.612	
11	1'53.120		24.629	35.984	16.882	35.625	9	1'50.308		23.815	34.915	16.537	35.041	233.7
12	1'52.195		24.142	35.455	16.876	35.722	10	1'50.264		23.733	34.865	16.639	35.027	231.7
13	1'52.254		24.234	35.532	16.838	35.650	11	1'50.392		23.750	34.863	16.555	35.224	231.7
14	2'07.699	P	24.697	37.601	20.430	44.971	12	1'50.258		23.764	34.805	16.621	35.068	231.7
15	10'50.531		23.405	38.314	17.374	35.074	13	2'00.203	P	23.868	36.707	18.188	41.440	228.8
16	1'49.935		23.853	34.873	16.473	34.736	14	18'02.560		23.840	36.903	18.727	36.967	
17	1'51.832		23.824	35.061	16.686	36.261	15	1'51.421		24.244	35.272	16.708	35.197	224.5
18	1'55.528		24.094	37.143	17.321	36.970	16	1'50.742		24.097	34.949	16.629	35.067	224.0
19	1'54.437		24.194	37.693	16.953	35.597	17	1'50.833		23.946	34.910	16.724	35.253	225.9
20	1'51.900		24.373	35.419	16.737	35.371	18	2'20.557		35.502	52.357	17.563	35.135	224.5
21	1'51.637		24.145	35.245	16.830	35.417	19	1'50.082		23.603	34.875	16.614	34.990	233.7
22	2'13.398	P	24.694	46.346	18.034	44.324	20	1'53.564		26.109	35.498	16.709	35.248	230.2
23	6'59.563		22.732	39.381	19.496	36.995	21	1'50.210		23.675	34.827	16.605	35.103	232.2

Fastest Lap: Jaume MASIA Leopard Racing SPA **1'48.416** 23.413 34.215 16.214 34.574

These data/results cannot be reproduced, stored and/or transmitted in whole or in part by any manner of electronic, mechanical, photocopying, recording, broadcasting or otherwise now known or herein after developed without the previous express consent by the copyright owner, except for reproduction in daily press and regular printed publications on sale to the public within 60 days of the event related to those data/results and always provided that copyright symbol appears together as follows below.
© DORNA, 2023



Day 1 Session 3

Moto3

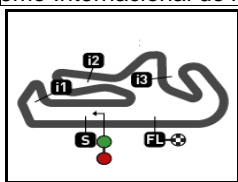
Lap	Lap Time	T1	T2	T3	T4	Speed	Lap	Lap Time	T1	T2	T3	T4	Speed	
26th	20	Lorenzo FELLON				CIP Green Power	FRA	3	1'52.519	24.260	35.595	16.735	35.929	221.3
		Runs=4	Total laps=19	Full laps=12	Valid laps=14		4	1'57.974	24.396	38.507	17.081	37.990	218.1	
1	5'15.256	22.369	36.393	16.965	35.970		5	1'52.821	24.453	35.627	16.963	35.778	219.0	
2	1'56.302	24.363	35.480	20.453	36.006	221.7	6	2'00.469 P	24.556	35.836	16.916	43.161	216.4	
3	1'51.944	24.185	35.450	16.804	35.505	222.2	7	17'27.900	25.180	36.579	17.136	36.066		
4	1'52.017	24.227	35.339	16.835	35.616	220.4	8	1'52.738	24.438	35.758	16.767	35.775	221.7	
5	1'51.591	24.060	35.413	16.663	35.455	228.3	9	1'52.586	24.558	35.534	16.762	35.732	222.2	
6	1'51.737	24.021	35.364	16.775	35.577	224.0	10	1'52.283	24.377	35.458	16.626	35.822	223.6	
7	2'01.355 P	27.258	36.028	17.444	40.625	220.8	11	1'58.667 P	24.666	35.435	16.665	41.901	215.5	
8	11'26.619	22.562	36.082	17.184	36.330		12	15'27.124	23.567	36.972	18.675	37.332		
9	1'53.274	24.461	35.695	17.003	36.115	219.9	13	1'52.582	24.517	35.795	16.744	35.526	222.6	
10	1'55.021	24.335	37.644	16.868	36.174	220.8	14	1'52.530	24.448	35.633	16.786	35.663	222.6	
11	1'52.786	24.260	35.509	16.866	36.151	221.7	15	1'52.043	24.245	35.411	16.644	35.743	220.8	
	unfinished					220.4	16	2'00.941 P	25.161	36.203	16.956	42.621	215.1	
12	1'49.964 *	21.88 *	35.630	16.880	35.573		17	5'33.492	24.118	39.936	19.313	40.165		
13	1'51.319	24.047	35.048	16.653	35.571	223.1	18	1'52.008	24.516	35.556	16.556	35.380	219.0	
14	1'55.123	24.237	38.589	16.739	35.558	220.8	19	1'51.079	24.180	34.999	16.477	35.423	225.0	
15	1'54.664 P	24.020	35.112	16.746	38.786	223.1	20	2'05.212	26.770	38.231	17.174	43.037	219.5	
16	2'42.329	31.206	50.965	17.011	35.736		21	1'51.070	23.896	35.101	16.631	35.442	231.2	
17	2'03.378	23.915	41.106	19.630	38.727	227.3								
18	1'52.523	23.921	36.264	16.701	35.637	229.2								
19	1'50.739	23.878	34.895	16.541	35.425	226.8								

27th	72	Taiyo FURUSATO				Honda Team Asia	JPN
		Runs=4	Total laps=26	Full laps=19	Valid laps=19		
1	4'17.457	23.922	37.324	17.501	36.393		
2	1'51.699	23.929	35.457	16.779	35.534	232.2	
3	1'51.677	23.983	35.486	16.716	35.492	226.4	
4	1'51.821	24.083	35.360	16.787	35.591	224.5	
5	1'51.922	24.171	35.252	16.865	35.634	222.2	
6	1'58.547	24.376	40.718	17.078	36.375	220.8	
7	2'05.879 P	24.741	41.463	17.043	42.632	220.8	
8	10'08.606	21.987	38.494	17.047	36.037		
9	1'52.117	24.012	35.408	16.850	35.847	227.8	
10	1'52.137	23.991	35.492	16.824	35.830	228.3	
11	1'52.562	24.049	35.695	16.953	35.865	229.7	
12	1'53.153	24.528	35.809	16.909	35.907	229.2	
13	1'53.349	24.199	35.869	17.066	36.215	229.2	
14	2'05.386 P	27.224	37.422	17.308	43.432	229.2	
15	8'09.563	22.441	37.027	17.000	36.055		
16	1'50.903	23.918	35.026	16.694	35.265	225.9	
17	1'51.107	23.838	35.095	16.768	35.406	231.2	
18	1'51.594	23.918	35.153	16.769	35.754	230.7	
19	1'51.673	24.100	35.292	16.806	35.475	225.9	
20	1'51.602	23.888	35.354	16.826	35.534	230.7	
21	2'03.451 P	26.684	36.319	17.583	42.865	229.7	
22	12'20.195	21.450	35.973	16.866	35.782		
23	1'52.197	24.008	35.535	16.800	35.854	227.8	
24	1'52.056	23.998	35.462	16.782	35.814	228.3	
25	1'52.205	23.958	35.455	16.762	36.030	230.2	
26	1'52.234	23.985	35.452	16.832	35.965	229.2	

28th	22	Ana CARRASCO				BOE Motorsports	SPA
		Runs=4	Total laps=21	Full laps=14	Valid laps=14		
1	4'22.789	22.920	36.678	17.166	36.157		
2	1'53.014	24.579	35.730	16.844	35.861	223.6	

Fastest Lap: Jaume MASIA Leopard Racing SPA **1'48.416** 23.413 34.215 16.214 34.574

These data/results cannot be reproduced, stored and/or transmitted in whole or in part by any manner of electronic, mechanical, photocopying, recording, broadcasting or otherwise now known or herein after developed without the previous express consent by the copyright owner, except for reproduction in daily press and regular printed publications on sale to the public within 60 days of the event related to those data/results and always provided that copyright symbol appears together as follows below.
© DORNA, 2023



4592 m.

Portimao Moto2™ & Moto3™ Official Test

Day 1 Session 3

Best Partial Times

Moto3™

IT Ideal Lap Time, sum of the best partial times

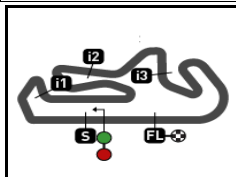
BT Best Lap Time

T1		T2		T3		T4				IT		BT	
Pos	Rider	Time	Rider	Time	Rider	Time	Rider	Time	Pos	Rider	IT	BT	
1	T.SUZUKI	23.271	J.MASIA	34.215	J.KELSO	16.185	S.OGDEN	34.535	1	J.MASIA	1'48.286	1'48.416	(1)
2	R.ROSSI	23.274	R.FENATI	34.248	I.ORTOLÁ	16.207	J.MASIA	34.568	2	R.FENATI	1'48.434	1'48.454	(2)
3	R.FENATI	23.287	A.SASAKI	34.335	J.MASIA	16.214	T.SUZUKI	34.573	3	R.ROSSI	1'48.553	1'48.776	(4)
4	J.MASIA	23.289	R.ROSSI	34.345	R.FENATI	16.216	R.ROSSI	34.633	4	D.HOLGADO	1'48.595	1'48.808	(5)
5	S.OGDEN	23.297	J.RUEDA	34.362	A.SASAKI	16.233	S.AZMAN	34.639	5	A.SASAKI	1'48.616	1'48.869	(7)
6	D.HOLGADO	23.332	I.ORTOLÁ	34.372	D.HOLGADO	16.233	D.ÖNCÜ	34.644	6	T.SUZUKI	1'48.622	1'48.658	(3)
7	J.KELSO	23.358	D.HOLGADO	34.374	D.ALONSO	16.281	D.HOLGADO	34.656	7	S.OGDEN	1'48.676	1'48.883	(8)
8	A.SASAKI	23.390	J.KELSO	34.454	R.YAMANAKA	16.299	A.SASAKI	34.658	8	J.KELSO	1'48.824	1'48.842	(6)
9	D.MUÑOZ	23.438	T.SUZUKI	34.473	R.ROSSI	16.301	X.ARTIGAS	34.674	9	I.ORTOLÁ	1'48.866	1'49.074	(9)
10	I.ORTOLÁ	23.445	D.MUÑOZ	34.484	T.SUZUKI	16.305	R.FENATI	34.683	10	D.ALONSO	1'48.997	1'49.277	(13)
11	M.BERTELLE	23.461	K.TOBA	34.495	J.WHATLEY	16.317	D.ALONSO	34.687	11	D.MOREIRA	1'49.073	1'49.351	(14)
12	J.RUEDA	23.469	S.OGDEN	34.517	D.ÖNCÜ	16.326	D.MOREIRA	34.715	12	J.RUEDA	1'49.084	1'49.164	(10)
13	D.MOREIRA	23.482	M.BERTELLE	34.522	S.OGDEN	16.327	M.AJI	34.736	13	D.ÖNCÜ	1'49.101	1'49.239	(12)
14	K.TOBA	23.490	X.ARTIGAS	34.525	S.AZMAN	16.335	F.FARIOLI	34.742	14	D.MUÑOZ	1'49.132	1'49.201	(11)
15	D.ALONSO	23.498	D.SALVADOR	34.526	K.TOBA	16.344	D.SALVADOR	34.763	15	X.ARTIGAS	1'49.173	1'49.610	(20)
16	D.SALVADOR	23.524	D.MOREIRA	34.531	D.MOREIRA	16.345	J.WHATLEY	34.815	16	D.SALVADOR	1'49.274	1'49.490	(18)
17	D.ÖNCÜ	23.536	D.ALONSO	34.531	F.FARIOLI	16.350	J.KELSO	34.827	17	F.FARIOLI	1'49.310	1'49.389	(15)
18	S.AZMAN	23.541	D.ÖNCÜ	34.595	D.MUÑOZ	16.375	D.MUÑOZ	34.835	18	M.BERTELLE	1'49.342	1'49.447	(16)
19	J.WHATLEY	23.549	F.FARIOLI	34.623	X.ARTIGAS	16.401	J.RUEDA	34.841	19	J.WHATLEY	1'49.424	1'49.473	(17)
20	X.ARTIGAS	23.573	C.VEIJER	34.650	J.RUEDA	16.412	I.ORTOLÁ	34.842	20	S.AZMAN	1'49.450	1'49.552	(19)
21	F.FARIOLI	23.595	J.WHATLEY	34.743	M.BERTELLE	16.457	M.BERTELLE	34.902	21	K.TOBA	1'49.537	1'49.613	(21)
22	S.NEPA	23.603	R.YAMANAKA	34.781	D.SALVADOR	16.461	C.VEIJER	34.954	22	R.YAMANAKA	1'49.733	1'49.785	(22)
23	R.YAMANAKA	23.619	S.NEPA	34.805	M.AJI	16.473	S.NEPA	34.990	23	C.VEIJER	1'49.748	1'49.987	(24)
24	C.VEIJER	23.669	M.AJI	34.873	C.VEIJER	16.475	R.YAMANAKA	35.034	24	M.AJI	1'49.906	1'49.935	(23)

These data/results cannot be reproduced, stored and/or transmitted in whole or in part by any manner of electronic, mechanical, photocopying, recording, broadcasting or otherwise now known or herein after developed without the previous express consent by the copyright owner, except for reproduction in daily press and regular printed publications on sale to the public within 60 days of the event related to those data/results and always provided that copyright symbol appears together as follows below.
© DORNA, 2023

Official MotoGP Timing by 
www.motogp.com





Portimao Moto2™ & Moto3™ Official Test
Day 1 Session 3
Best Partial Times

Moto3™

IT Ideal Lap Time, sum of the best partial times

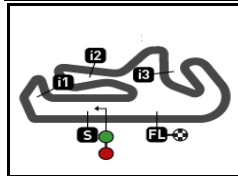
BT Best Lap Time

T1		T2		T3		T4				<i>IT</i>	<i>BT</i>	
<i>Pos</i>	<i>Rider</i>	<i>Time</i>	<i>Rider</i>	<i>Time</i>	<i>Rider</i>	<i>Time</i>	<i>Rider</i>	<i>Time</i>	<i>Pos</i>	<i>Rider</i>		
25	M.AJI	23.824	L.FELLON	34.895	A.CARRASCO	16.477	K.TOBA	35.208	25	S.NEPA	1'49.935	1'50.082 (25)
26	T.FURUSATO	23.838	S.AZMAN	34.935	S.NEPA	16.537	T.FURUSATO	35.265	26	L.FELLON	1'50.739	1'50.739 (26)
27	L.FELLON	23.878	A.CARRASCO	34.999	L.FELLON	16.541	A.CARRASCO	35.380	27	A.CARRASCO	1'50.752	1'51.070 (28)
28	A.CARRASCO	23.896	T.FURUSATO	35.026	T.FURUSATO	16.694	L.FELLON	35.425	28	T.FURUSATO	1'50.823	1'50.903 (27)

These data/results cannot be reproduced, stored and/or transmitted in whole or in part by any manner of electronic, mechanical, photocopying, recording, broadcasting or otherwise now known or herein after developed without the previous express consent by the copyright owner, except for reproduction in daily press and regular printed publications on sale to the public within 60 days of the event related to those data/results and always provided that copyright symbol appears together as follows below.
 © DORNA, 2023


Official MotoGP Timing by **TISSOT**
 www.motogp.com





4592 m.

Portimao Moto2™ & Moto3™ Official Test
Day 1 Session 3
Fastest Laps Sequence

<i>Practice Time</i>	 <i>Rider</i>	<i>Nation</i>	<i>Motorcycle</i>	<i>Time</i>	<i>Km/h</i>	<i>Rider's Lap</i>
4'34.579	80 David ALONSO	COL	GASGAS	1'51.313	148.5	2
6'07.327	54 Riccardo ROSSI	ITA	HONDA	1'50.076	150.1	2
6'10.023	96 Daniel HOLGADO	SPA	KTM	1'49.984	150.3	2
7'56.991	54 Riccardo ROSSI	ITA	HONDA	1'49.664	150.7	3
9'49.153	96 Daniel HOLGADO	SPA	KTM	1'49.402	151.1	4
11'38.491	96 Daniel HOLGADO	SPA	KTM	1'49.338	151.1	5
28'54.837	71 Ayumu SASAKI	JPN	HUSQVARNA	1'48.869	151.8	8
32'47.143	66 Joel KELSO	AUS	CFMOTO	1'48.842	151.8	7
44'46.245	55 Romano FENATI	ITA	HONDA	1'48.727	152.0	12
1:12'26.350	5 Jaume MASIA	SPA	HONDA	1'48.526	152.3	18
1:13'29.004	55 Romano FENATI	ITA	HONDA	1'48.454	152.4	20
1:16'10.349	5 Jaume MASIA	SPA	HONDA	1'48.416	152.4	20

These data/results cannot be reproduced, stored and/or transmitted in whole or in part by any manner of electronic, mechanical, photocopying, recording, broadcasting or otherwise now known or herein after developed without the previous express consent by the copyright owner, except for reproduction in daily press and regular printed publications on sale to the public within 60 days of the event related to those data/results and always provided that copyright symbol appears together as follows below.

© DORNA, 2023

Official MotoGP Timing by TISSOT
 www.motogp.com

Portimao, Friday, March 17, 2023

